

1230nm Polarization Maintaining Isolator (PMIS)

Features

- Wide Operating Wavelength
- High Isolation & High PER
- Telcordia GR-1221 Compliant
- Available for Both Axes Pass or Fast Axis Block

Application

- PM Fiber Amplifier
- Transmitters & Fiber Laser
- Testing Equipment
- WDM & DWDM System



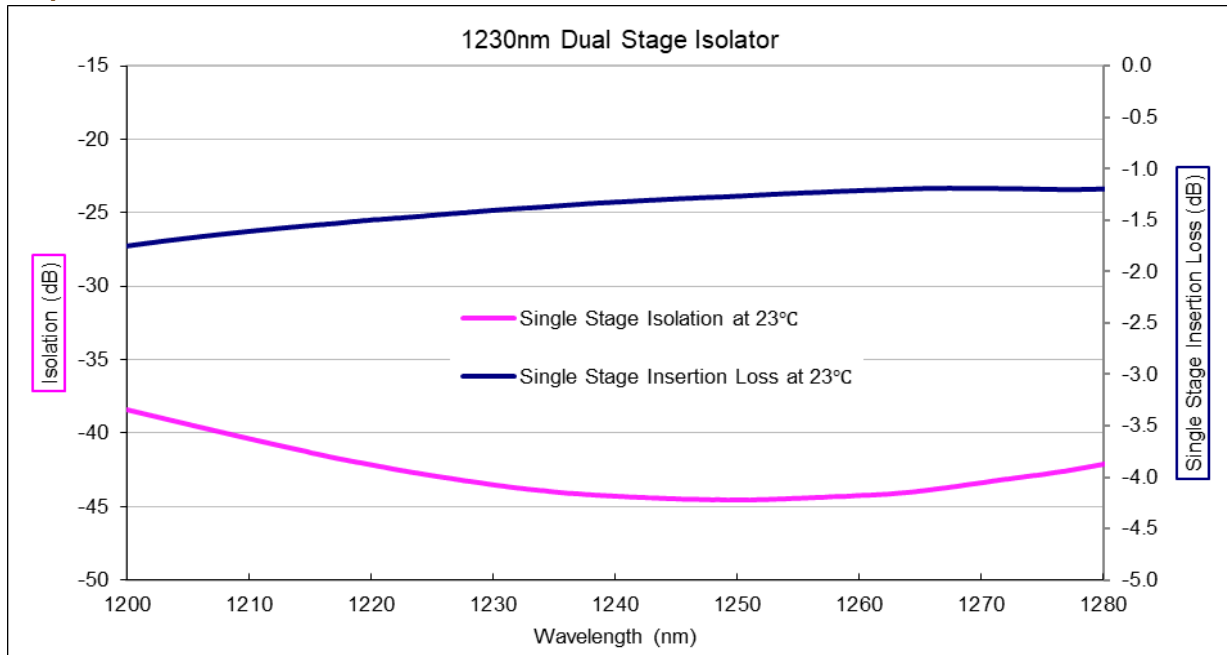
Specifications

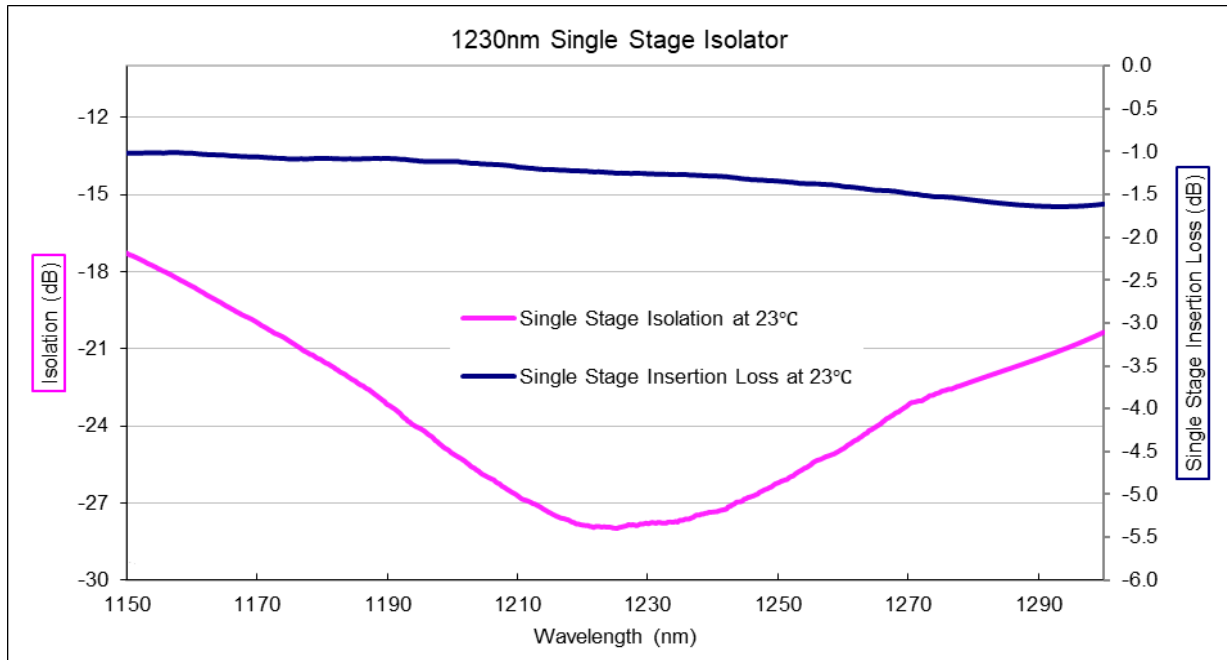
Parameters	Unit	Single Stage	Dual Stage
Center Wavelength	nm	1230	
Peak isolation	dB	42	58
Min Isolation ($\lambda_c \pm 15\text{nm}, 23^\circ\text{C}$ all sop)	dB	28	48
Typ. IL ($\lambda_c \pm 20\text{nm}, 23^\circ\text{C}$ all sop)	dB	0.35	0.40
Insertion Loss ($\lambda_c \pm 20\text{nm}, -5 \sim +70^\circ\text{C}$ all sop)	dB	≤ 0.50	≤ 0.55
PER	Both Axes Pass	dB ≥ 20	
	Fast Axis Blocked	dB 23.00	
Return Loss (Input / Output) (RL)	dB	$\geq 60/55$	$\geq 60/55$
Fiber Type		PM1300	
Max Power Handling CW	mW	500	
Operating Temperature	$^\circ\text{C}$	$-0 \sim +75$	
Storage Temperature	$^\circ\text{C}$	$-40 \sim +85$	

Above data test at room temperature without connectors. With connectors, IL+0.3dB, RL-5dB, PER-2dB.

Default FC connector key width 2.02mm (narrow key), 2.12mm (wide key) available on request.

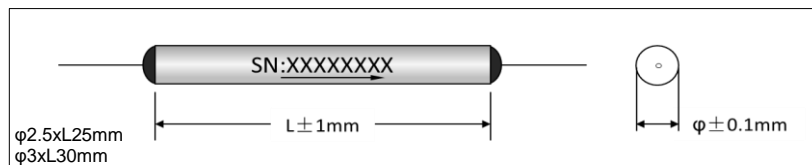
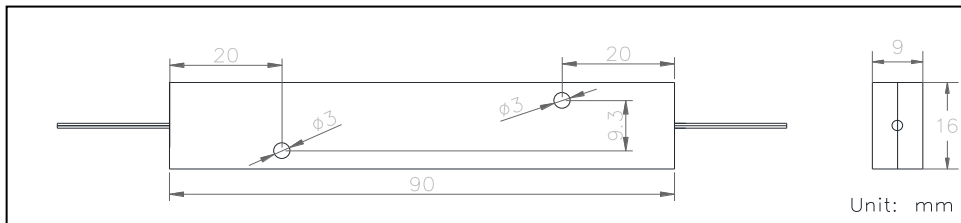
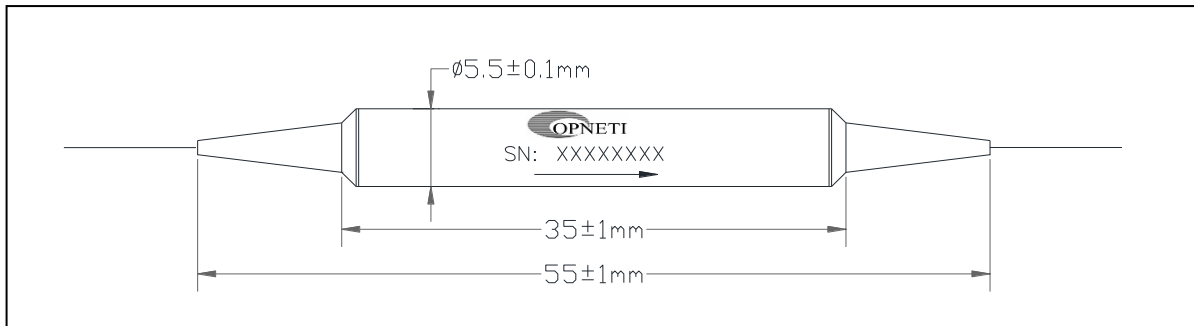
Typical Spectrum





Package Information

Fiber Length	1m, others on request		
Pigtail Type	250µm Bare Fiber	900µm Loose Tube	2mm/3mm Loose Cable
Dimensions(mm)	φ2.5x25, φ3x25, φ3x30, φ5.5x35,	φ5.5x35, 90x16x9	φ5.5x35(no boot), 90x16x9
Approx Weight (g)	35	50	65



Ordering Information

PMIS- ①-②②②②-③-④④④④-⑤⑤⑤⑤-⑥-⑦⑦

①	Type	S=Single Stage; D=Dual Stage;
②	Wavelength	1230;
③	Axis Alignment	F=Fast Axis Blocked; B=Both Axes Working;
④	Pigtail Type	250=250μm Fiber; 900=900μm Loose Tube; 2000=2mm Loose Cable; 3000=3mm Loose Cable;
⑤	Fiber Type	P13=PM1300;
⑥	Fiber Length	1=1m; XX=other;
⑦	Connector	NE=None; FA=FC/APC; FC=FC/UPC; SA=SC/APC; SC=SC/UPC; LC=LC/UPC; XX=Others;